



**ekuore**  **vet II**






Brochure | Product Catalogue

# ekuore

The stethoscope that connects to your smartphone



What does it do?

-  Increases the volume
-  Records the auscultation
-  Applies heart and lung filters
-  Displays the phonogram
-  Shares the auscultation easily

Use cases - benefits




### Record and visualize the auscultation

Enables a much more precise follow-up of the patients.



### Objective follow-up

Compares the patient's condition objectively over several periods of time.




### Share the auscultation

It can be checked quickly with a specialist vet.

### Interact with your customers

Listen jointly and explain the patient's diagnosis easier.



### Universities

Increases the performance by students and improves their understanding.



### Professionals with hearing impairments

By setting the volume they can have again an auscultation according to their needs.



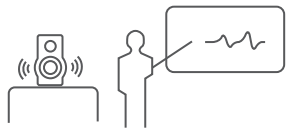
Solution for universities:

## Teaching Kit eKuore Vet II

The stethoscope that improves the learning process



### Use cases



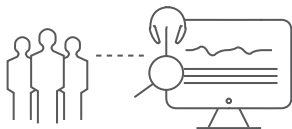
#### Teacher in the classroom

- Access to data base sounds of auscultations
- Displays the phonogram of each pathology
- It allows students to approach reality



#### Practical clinical visit

- Listen jointly (up to 6 people)
- Real patient recordings
- It improves understanding



#### Student from home

- Listen as many times as you want
- It improves academic performance



#### Virtual classroom

- Upload the audios to the virtual classroom
- Several audio examples from a same pathology

### What does it do?



Records the auscultation



Displays the phonogram



Shares the auscultation easily



Listen jointly in real-time



Increases the volume



Solution for hearing problems:

## Amplified eKuore Vet

The stethoscope that adapts to your hearing needs

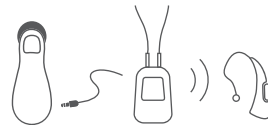


### Use cases

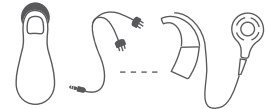
#### Jack Connections



Jack  
+  
Headphones

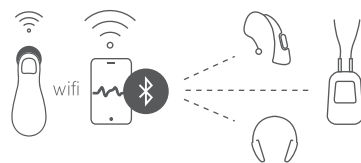


Jack + Receiver  
+  
Hearing aids

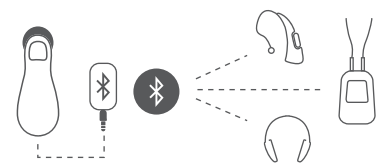


Jack  
+  
Cochlear implant

#### Wireless Connections








Wifi + Smartphone + Bluetooth  
+  
Hearing aids / Headphones / Receiver



Bluetooth Transmitter + Bluetooth  
+  
Hearing aids / Headphones / Receiver



#### What does it do?

-  Increases the volume
-  Jack connection to headphones
-  Connection to hearing aids
-  Connection to Smartphones
-  Records and shares the auscultation

Portable ECG solution:

## Veterinary ECG 6 leads

The ECG that connects to your smartphone or tablet



### Benefits



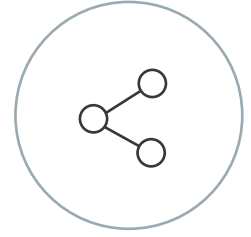
Portable



Forget the paper



Wireless



Share with a specialist

### Use cases

#### Cardiologist

The cardiologist will receive cases from veterinarians not specialized.

#### Anesthesiologist

Useful for pre and post-anaesthetic patient control. Even to receive ECGs from other clinics.

#### Home visits

Portable and easy to place in just 3 minutes. You can monitor more patients, quickly and easily.

### What does it do?



Instant electrocardiogram



Pre and post-surgery hospital ECGs



Objective follow-up



Stress tests / Telemedicine holter



Get a second opinion immediately





Portable ECG solution:

## ECG Veterinary monitor 1 lead

The ECG that connects to your smartphone or tablet



### Benefits




#### Easy to use

You can monitor more patients, quickly and easily. Avoid stress and shaving in most animals.



#### Practical Monitor

Portable and easy to place in just 3 minutes. Use it as an operating room monitor or post-surgery monitor.




#### Use with smartphones

Record the cardiac activity of the patient through your Smartphone. Obtain patient measurements from their home.


#### Accurate and agile

Get faster and accurate diagnostics. Analyze the results by using your PC software.



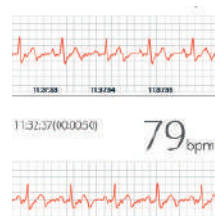
#### Marketing Tool

Interact with your customers. Now, they can take measurements of their pets at home.



#### Registration of information

Store ECGs and patient information securely. You will be able to analyze, share and print it.



### What does it do?



Instant electrocardiogram



Post-surgery hospital monitor



Objective follow-up



Stress tests / Telemedicine holter



Get a second opinion immediately



Endoscopic camera solution:

## Veterinary endoscope

Examine your patients  
in a safe way at low cost



### Benefits

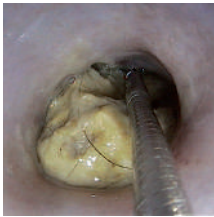


#### Early detection of pathologies

Get a faster and more  
effective diagnosis.

#### Interact with your patients

You can explain easier  
the patient's diagnostics  
with video image.



#### Elimination of strange bodies

With this camera, you can  
reach further into the patient.

#### Record and play

More precise follow-up.  
Compare the evolution  
of the patient.



#### Share

Send the video to a  
specialist and get a second  
opinion immediately.

#### Display in real time

It allows you to see the  
inside of your patient  
in real time.



### What does it do?



Recording



Take pictures



Visualize in real-time



Share

Digital otoscope solution:

## Veterinary otoscope

Portable and high precision,  
connect it to Smartphone and tablet



### Benefits

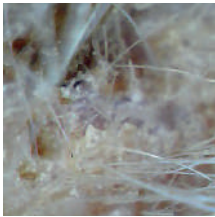


#### Portable

It allows you to work without obstacles and it can be used in home visits.

#### Great Marketing tool

You can involve the owners, they see the evolution of their pet.



#### High precision

Great image quality,  
High resolution.  
x500 Zoom.

#### Perfect for Telemedicine

As it is wireless, it allows you to obtain a remote diagnosis.



#### Registration of information

It allows you to take pictures of the external auditory canal and share them with a specialist.

#### Adjustable LED

For greater precision, it incorporates 6 LED lights.  
You can adjust the intensity manually.



### What does it do?



Portable



Take pictures



Visualize in real-time



Share





# PRODUCTS CATALOGUE

## Basic Kit eKuore Vet II® stethoscope

[ REF: E2K0002 ]

It is the second generation\* (2017) of our veterinary stethoscope. Through this Kit you can enjoy the essence of the stethoscope, designed for individual use. The Kit contains:

- eKuore Vet II stethoscope
- Medium chestpiece 35,5mm  
(for medium size animals, like dogs or cats)
- Headphones
- Micro USB cable
- User manual
- Quickguide



## Premium Kit eKuore Vet II® stethoscope

[ REF: E2K0000 ]

\*[ REF: E2K0000P ] Premium Kit eKuore Vet II® Amplified Stethoscope

Designed for users who want to enjoy all the possibilities offered by the eKuore Vet II stethoscope. Through this you can interact with your patients sharing the sound of the auscultation in real time through the speaker. It is the ideal Kit for commercial demonstration purposes. The Kit contains:

- eKuore Vet II stethoscope
- 1 In-ear headphones
- 1 On-ear headphones
- Micro USB cable
- 3 Chestpieces (big, medium, small)
- Wireless speaker
- Quickguide
- User manual
- Briefcase



## Teaching Kit eKuore Vet II<sup>®</sup> stethoscope

[ REF: E2K0001 ]

eKuore Vet II Teaching Kit is the most complete kit, it is the perfect solution for medical teachers and students. Through this kit, students can listen simultaneously (up to 5 people) while the teacher is auscultating. It also incorporates access to Database sounds of pathological auscultations made by renowned doctors.

The Kit contains:

- eKuore Vet II stethoscope
- 5 In-ear headphones
- 1 On-ear headphones
- 1 Multi jack-connector
- 1 Tablet or 1 Smartphone
- Micro USB cable
- 3 Chestpieces (big, medium, small)
- Wireless speaker
- Briefcase
- Access to data base sounds of pathological auscultations



## Basic Kit eKuore Vet II<sup>®</sup> Amplified stethoscope

[ REF: E2K0099 ]

Amplified eKuore Vet II is the solution designed for veterinary professionals with hearing problems, which allows you to adapt the auscultation to your hearing needs. This version amplifies the sound 10 dB + regarding the eKuore Vet II stethoscope.

The Kit contains:

- eKuore Vet II amplified stethoscope
- Medium chestpiece (35,5mm)
- Headphones
- Micro USB cable
- Bluetooth module
- Quickguide
- User manual



# ECG Veterinary Monitor 6 Leads

[ REF EK3008 ]

It is the latest generation portable ECG that connects to your smartphone and get an immediate PDF. This new device allows you to record, store, analyze and share a 6 leads electrocardiogram in just 30 seconds.

Perfect for cardiologist, anesthesiologist and veterinarians that need to derivate ECGs to an specialist

The pack contains:

- ECG 6 leads
- 6 disposable electrodes
- 3 clamps
- 3 jumpling wires
- Charge cradle
- Micro USB Cable
- Case
- User Manual



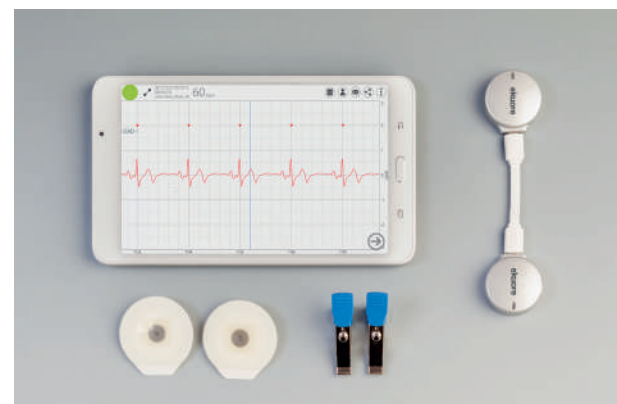
# ECG Veterinary Monitor 1Lead

[ REF EK3001 ]

It is the latest generation portable ECG that connects to your smartphone. This new device allows you to record, store, analyze and share a 1-lead electrocardiogram in just 30 seconds. You can also use it as an operating room monitor or post-surgery monitor.

The pack contains:

- ECG 1 lead
- 2 electrodes (+ and -)
- 2 clips
- Connection cables (cable charger)
- 10 disposable electrodes
- Cable charger
- Software for PC
- Quickguide



# Veterinary Endoscope

[ REF: EK3002W ]

It is the latest generation video camera with connection to your Smartphone. Together with an esophageal tube, it allows you to explore the inside of your patients.

The kit contains

- Esophageal tube
- WiFi module
- Camera with connection to your Smartphone

Features

- Camera length 1,5 m
- Camera diameter 5,5 mm
- Focal distance 2 - 4 cm
- Endotraqueal tube with balloon 6 mm
- Tube length 36 cm



# Veterinary Otoscope

[ REF: EK3007 ]

High precision portable otoscope that connects to your Smartphone or tablet. It allows you to capture images of the external auditory canal and the eardrum. It is perfect for detecting diseases or finding out some symptoms: inflammation, foreign bodies, tumors or other potential causes of the problem.

The kit contains:

- Otoscope
- Protective cannula
- 3 mirrors with different angles
- WIFI Module
- USB charging cable

Features

- Size: Diameter 5.4 mm x 161 mm
- Manual focus: 0.5 cm - 10 cm
- Resolution: 640 x 480
- Zoom x500
- 6 LED Lights, Manual Control





# Accessories

## Electrodes

(Pack of 30 electrodes)

[ REF: EK3004-E ]

Pack of 30 electrodes for eKuore ECG Veterinary Monitor 1Lead .

The eKuore digital electrocardiogram allows obtaining and registering a 1 lead EKG in just 30 seconds.



## eKuore ECG Clamps

(Pack of 5 clamps)

[ REF: EK3004-P ]

Pack of 5 clamps for the eKuore digital ECG. The eKuore digital electrocardiogram allows obtaining and registering a 1 lead EKG in just 30 seconds.

You can use the clamps for hospitalized, operated and post-op patients.



## ECG USB Cable 1 meter

[ REF: EK3004-C ]

ECG USB Cable 1 meter to do electrocardiographies in small and large animals that need more distance.



## Accessories

### Otoscope cannula replacement (Pack of 10 cannulas)

[ REF: EK3007-C ]

Pack of 10 cannulas for eKuore digital otoscope.  
Examine precisely the external ear and eardrum thanks to the eKuore otoscope and its cannulas.

The otoscope can be used as otoscope, dermatoscopy or to examine nostrils.

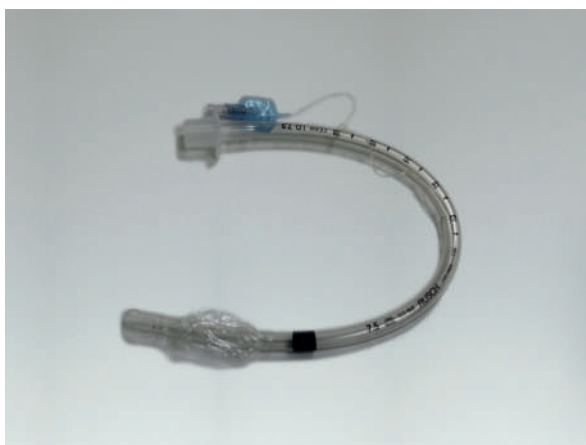


### Endotracheal tube 7.5mm - Veterinary Endoscope

[ REF: EK3002-T ]

Endotracheal tube for veterinary use.

Size: 7.5 mm



### Stethoscope eKuore - Earbuds

[ REF: EP1202 ]

Earbuds for eKuore Vet II® Stethoscope.

Size: 8 mm

Cable: 1,2 m



### Stethoscope eKuore - Chespiece (L) 42 mm (for horses, calves...)

[ REF: EP1002 ]

### Stethoscope eKuore - Chespiece (M) 35,5 mm (for dogs, cats...)

[ REF: EP1001 ]

### Stethoscope eKuore - Chespiece (S) 28 mm (for exotic animals)

[ REF: EP1000 ]



## Products references

Reference	Description
E2K0002	Basic Kit eKuore Vet II® stethoscope
E2K0000	Premium Kit eKuore Vet II® stethoscope
E2K0000P	Premium Kit eKuore Vet II® Amplified stethoscope
E2K0001	Teaching Kit eKuore Vet II® stethoscope
E2K0099	Basic Kit eKuore Vet II® Amplified stethoscope
EK3002W	Veterinary Endoscope
EK3001	ECG Veterinary Monitor 1Lead
EK3007	Veterinary Otoscope
EK3008	ECG

## Accessories references

Reference	Description
EP1002	Chespiece (L) - Stethoscope eKuore
EP1001	Chespiece (M) - Stethoscope eKuore
EP1000	Chespiece (S) - Stethoscope eKuore
EK1305	Bluetooth speaker - Stethoscope eKuore
EP1202	Earbuds - Stethoscope eKuore
EP1204	Headphones - Stethoscope eKuore Premium Kit
EP1205	Headphones - Stethoscope eKuore Teaching Kit
EP2001	7" Tablet - Stethoscope eKuore Teaching Kit
EK3004-E	Pack 30 disposable electrodes - ECG Veterinary Monitor
EK3004-P	Pack 5 snap clips - ECG Veterinary Monitor
EK3004-C	USB Cable 1m - ECG Veterinary Monitor
EK3007-C	Pack 10 cannulas - Veterinary Otoscope
EK3002-T	Pack 10 Endotracheal tube 7.5mm - Veterinary Endoscope
EP1500	MicroUSB Charging cable

